


Archbishop Beck Catholic College Medium Term Plan for Textiles and Fashion-Exam Board Eduqas

Year 10

Autumn Half Term 1	Autumn -Half Term 2	Key Vocabulary/Reading Opportunities
<p>Components Topic Areas to be covered:</p> <p>Introduction and overview of the course; GCSE Art and Design (Textiles) Exam board Eduqas</p> <p>The design brief/ project Habitat and under the sea . -link sustainable/recyclable fashion and textiles in relation to the fashion industry. Eg Iris Van Herpen and the recycled plastics. Project intent Theme Habitat and under the sea . Research methods used by designers/artists Primary research- looking at relevant fashion designer's/ textile designers/ artists Sewing skills/ sewing samples book - produce samples to master techniques How to thread the sewing machine? Stitch selection on sewing machines Mood boards</p>	<p>Components Topic Areas to be covered:</p> <p>Project intent / researching methods Initial design ideas- thumbnails, flat sketches Fashion illustration, proportion, fabric pattern drawing Introduction to decorative techniques- Fabric decoration workshops/samples- Embellishment Hand embroidery Sewing machine embroidery- free hand embroidery Dying techniques-on fabric / brusho.</p>	<p>Primary Secondary Internet study for research Evaluation / annotation Vogue magazine Decorative technique books with methods Fashion illustrator books in fashion library Embellishment Technique Process V and A - website</p>

<p>Target markets Art and media skills: Mark making/Texture drawing-page layouts Mixed media techniques-linked to fashion illustration Fabric decoration samples/ methods Sketchbook page layout Sewing machine skills and sewing thread up - linked to project Topic Areas to be covered: Developmental work - development boards for project -linked to AP1</p>		
<p>Spring Half Term 3</p>	<p>Spring Half Term 4</p>	<p>Key Vocabulary/Reading Opportunities</p>
<p>Components</p> <p>Manufacturing process: -to aid the development of a final customised textiles or fashion piece linked to theme. Development of sewing machine skills - Types of seams, hems, fastenings Pattern making techniques.</p>	<p><u>Composite</u>- How to use felting and transfer printing inspired by the Dior floral collection to produce Fabric samples (AO2) <u>Components</u></p> <ul style="list-style-type: none"> • Dior Floral Felting mini project • Who was Christian Dior/ House of Dior Fashion -theoretical knowledge • Introduction to felting 	<p>Manufacturing Construction Toile Thread, sew, needle, seam, fastening, collar, cuff Spool and spool case Manufacturing and construction techniques with instructions book Step by step instructions</p>

Customisation / garment to link to project theme/ techniques.
-How to pattern draft a top/ using pattern blocks - use of measuring seam allowance.

Composite- Biba Printing workshop-mini project. To understand the different types of printing in textiles. To create BIBA inspired designs and printed samples

Components

- Looking at Biba -Designer history theoretical knowledge
- Using Biba prints to develop printing
- Poly Printing
- Transfer Printing
- Lino Printing

- Combining felted pieces with other fabric decoration
- Transfer printing from natural objects - leaves /flower petals.

Component 1 GCSE Eduqas ART and Design Textiles - Topic Areas to be covered:

Assessment objectives for 60% personal investigation project:

As part of their studies for Textile design students should aim to present clear evidence of addressing the assessment objectives -

AO1 Critical Understanding Develop ideas through investigations, demonstrating critical understanding of sources.

AO2 Creative Making Refine work by exploring ideas, selecting and experimenting with appropriate media, materials, techniques and processes.

AO3 Reflective Recording Record ideas, observations and insights relevant to intentions as work progresses.

AO4 Personal Presentation Present a personal and meaningful response that realises intentions and demonstrates understanding of visual language

Analysing the chosen theme/project intention/ mind map

Refine research techniques relevant to theme to inform own ideas- primary /secondary research

	<p>Explore a wide range of techniques to inform design ideas. Annotation of work / explanation of project journey / inspiration</p>	
Summer Half Term 5	Half Term 6	Key Vocabulary/Reading Opportunities
<p>Topic Areas to be covered: AO1/AO2 Develop design ideas Revisit embellishment techniques for more challenging techniques Introduce couture style construction methods ruffling I.E French seams, rolls hems, zips and lacing-types of fastenings / components</p>	<p>Topic Areas to be covered: AO2/A03 Decorative construction techniques Ruffles Pleats Silhouettes Construction Couture Ready to wear -Design ideas to link to samples/ research from A01</p>	<p>Construction Refinement Develop Decorative Ornate Unique Experimentation Silhouettes Couture</p>

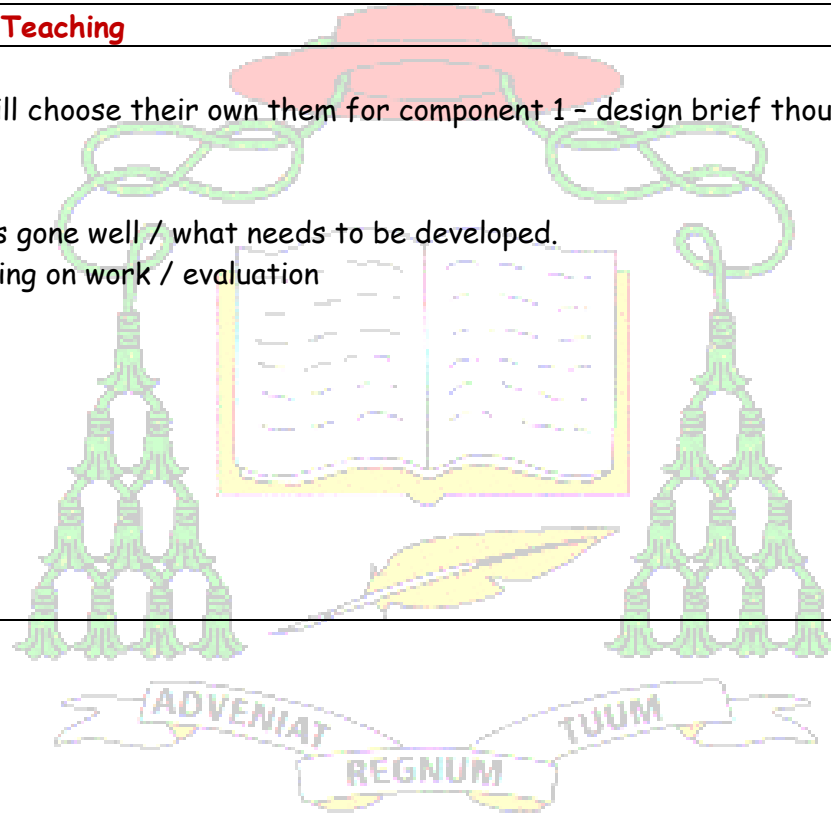
Year 10

<p>Wider learning experiences to support this subject.</p>	<p>Learning Characteristics instilled in the curriculum</p>	<p>Career Opportunities</p>
<p>Visits from textiles designers Locality - own surroundings where we live</p> <p>Visits to Tate Liverpool Walker Art gallery The World museum Liverpool V&A London Fashion and textile museum London The Design museum London</p>	<p>Confidence</p> <p>Build on skills and knowledge for practical skills Become competent in making skills and methods Be able to use research to inform own design ideas Develop design ideas to inform a final decision successfully</p> <p>Positive</p> <p>Embrace the creative world around the students locally and national and if possible internationally Consider the diverse target markets that they need to design for</p> <p>Respectful</p> <p>Consider a wide variety of cultures to assist research of themes Be environmentally considerate when working within the fashion industry Ethical issue within the fashion industry</p>	<p>Fashion merchandiser Stylist / fashion web/ social media Fashion design Fashion stylist Fabric technologist Style predictor Fashion journalism Fashion buyer Fashion photographer</p>

Metacognition Methods applied in Teaching

Solving the design problem Pupils will choose their own them for component 1 - design brief though analysis/ researching methods and discussion

- Modelling -you do /we do /they do
- Questioning - reflection - what has gone well / what needs to be developed.
- Team work discussions and reflecting on work / evaluation



Archbishop Beck Catholic College Medium Term Plan for Fashion

Year 11

Autumn Half Term 1	Half Term 2	Key Vocabulary/Reading Opportunities
<p>Topic Areas to be covered: Final design development Fabric samples/ fashion illustration Development boards / development pieces</p> <p>Final piece to be produced drawing on all manufacturing and construction knowledge and skills from previous learning. Explanation / annotation of component 1 journey</p>	<p>Topic Areas to be covered: Final make - fashion / textiles piece GCSE Mock exam-half term 2 autumn term of y11</p>	<p>Assessment objectives- AO1/AO2/AO3/AO4- in relation to Eduquas GCSE Art and Design (Textiles)</p> <p>Sophisticated Refined, develop, investigation, perceptive, rigorous, source, response, focused, coherent, consistency, review, purposeful, selection, enquiry, assured, intent, convincingly</p>

Spring Half Term 3	Spring Half Term 4	Key Vocabulary/Reading Opportunities
<p>Topic Areas to be covered:</p> <p>Externally set assignment released 1st January 2024</p> <p>Research chosen theme</p> <p>Use research to inform design ideas</p> <p>Develop design ideas</p> <p>Explore a wide variety of experimental textile techniques for their chosen themes</p> <p>Begin formal controlled assessment preparation for 10 hours under exam conditions</p>	<p>Topic Areas to be covered:</p> <p>Develop all areas of final design and embellishment decisions in preparation for exam</p> <p>Pattern cut designs and styles</p> <p>Choose and cut out fabric</p> <p>Prepare all decorative techniques for the exam</p> <p>Produce a step by step for the exam</p> <p>Exam 10hours</p>	<p>Embellishment</p> <p>Batik</p> <p>Manipulation (fabric)</p>
Summer Half Term 5	Summer Half Term 6	Key Vocabulary/Reading Opportunities
<p>Topic Areas to be covered:</p>	<p>Topic Areas to be covered:</p>	<p>Evaluation</p> <p>Justify</p>

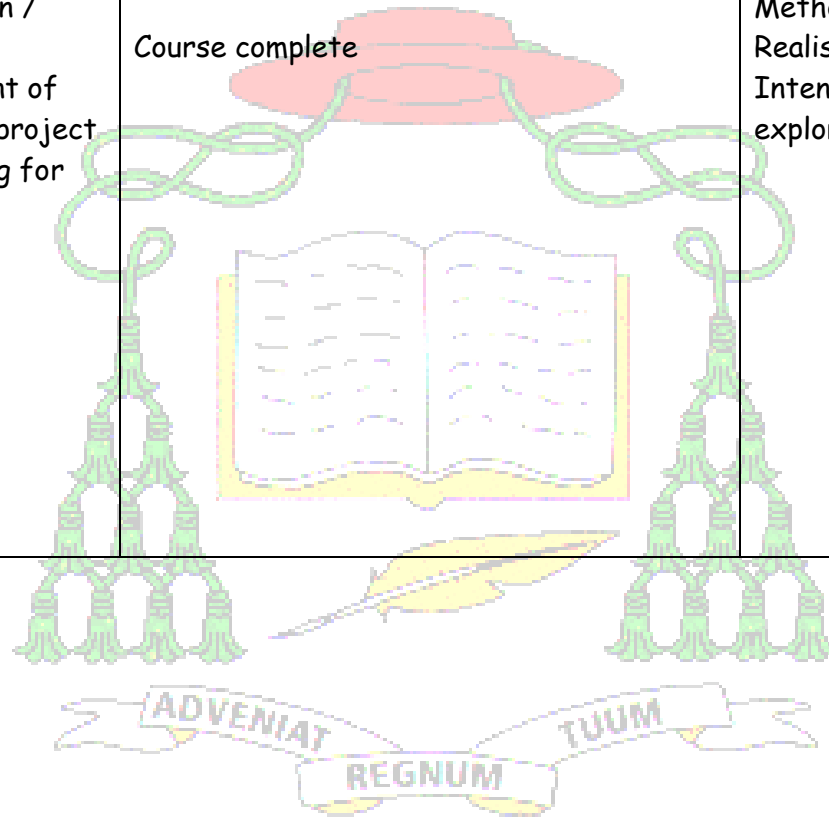
-Writing of creative statements for component 1 / signing documentation / time sheets
Carry out any last minute refinement of component 1 personal investigation project before formal assessment a marking for 20th May (student date)

Moderation of work

Course complete

Considerations

Methods
Realisation
Intention
exploration



Year 11

Wider learning experiences to support this subject.	Learning Characteristics instilled in the curriculum	Career Opportunities
<p>Please stipulate term and approx. date.</p> <p>Visits to Tate Liverpool Walker Art gallery The World museum Liverpool V&A London Fashion and textile museum London The Design museum London Exploring MY locality (local areas)</p>	<p>Confidence Build on skills and knowledge for practical skills Become competent in making skills and methods Be able to use research to inform own design ideas Develop design ideas to inform a final decision successfully</p> <p>Positive Embrace the creative world around the students locally and national and if possible internationally Consider the diverse target markets that they need to design for</p> <p>Respectful Consider a wide variety of cultures to assist research of themes Be environmentally considerate when working within the fashion industry</p>	<p>Please stipulate term and approx. date.</p> <p>Fashion design Fashion stylist Fabric technologist Style predictor Fashion journalism Fashion buyer Fashion photographer</p>

Metacognition Methods applied in Teaching

- Modelling -you do /we do /they do
- Questioning - reflection - what has gone well / what needs to be developed.
- Team work discussions and reflecting on work / evaluation

